

Dixieland Leadership Camp

Camp Director: Ray Williams, 4111 Norcross Rd, Hixson, TN 37343, (423) 877-9118, hesalive13@comcast.com

CONGRATULATIONS!

You have been accepted to serve on staff at Dixieland Leadership Camp for the week of June 18th thru June 24th

You will be serving as:

Your Team Color is:

We are looking forward to serving with you in this very special ministry to a group of very special kids. Leadership camp is unlike any other camping experience you've ever had or ever will have. Most likely, it will be one of the most rewarding weeks of your life!

What you need to do to prepare:

- ❑ **First and foremost, please keep praying for all our campers, counselors, and staff.** As always, we're trusting God to perfectly arrange all cabins, campers, counselors, and every detail, so that HE might do great things in each life.
- ❑ **Please be sure to study the "Counselor Guide"** enclosed (even if you're going to be serving as something other than a counselor). If you have served before please review your "Counselor Guide" for changes, and to refresh yourself. **DO NOT FORGET TO BRING YOUR COUNSELEOR GUIDE TO CAMP!!!**
- ❑ **Pay careful attention to the "Dixieland Leadership Camp Survival Kit" and dress code.** All staff people are expected to be the examples of modesty and good taste.
- ❑ **You will find this year's memory verses in the back of your "Counselor Guide".**
- ❑ **Be sure to arrive and check in before 12:00pm.** We will be having our staff orientation meeting at **12 noon** (before camper check-in). **IT IS VERY IMPORTANT THAT YOU BE PUNCTUAL!**
- ❑ **Please be sure to let me know as soon as possible if for any reason you will not be able to serve as planned.**

Get ready for a GREAT week! See you at camp!

Your Camp Director,

Ray Williams



Dixieland Leadership Camp Survival Kit

(What To Bring & What Not To Bring To Camp)

Don't Forget To Bring

- ❑ Appropriate sports clothes - to be worn for activities. **NO TANK TOPS, NO SPAGHETTI STRAP SHIRTS, NO SHORT BELLY SHIRTS. ABSOLUTELY ALL SHORTS MUST BE AT LEAST KNEE LENGTH.**
- ❑ Modest swim wear, **NO 2-PIECE SWIMSUITS!!!**
- ❑ A "cover-up" & footwear is required for back & forth to the pool.
- ❑ For Awards night, neat trousers and skirts (preferably uniform shirts)
- ❑ At least two pairs of sport shoes - clean pair to be used only for inside gym & older pair for outside activities (NO sandals for activity times! Absolutely NO bare feet!)
- ❑ Jacket for chilly nights
- ❑ Sleeping bag or bedding & pillow
- ❑ Toiletries - soap, towels, drinking cup, toothbrush/paste, etc.
- ❑ Bible, pencil or pen & notepad for chapel
- ❑ Spending money - canteen, crafts, paint ball, etc.
Canteen averages about \$3.00 per day. Craft materials range from \$1 to \$5.
Paint Ball: Jr Varsity \$5 + 6 cents per ball - Varsity \$15 + 6 cents per ball.
Sorry Mom & Dad, these are camp fees which we have no control over!
- ❑ Tennis racket/balls, Fishing gear, Musical instrument & music (all optional)
- ❑ Sunscreen, bug spray, hat, camera & film
- ❑ Varsity Girls, be sure to bring a skirt to wear with your "Train For It" shirt on Wednesday evening.
Varsity Boys, please bring a pair of neat slacks.

Don't Even Think of Bringing

- ❖ **ABSOLUTELY NO CELL PHONES!** Or Radios, CD players, Walkmans, Ipods, TV's, clock radios, computers
- ❖ Fireworks, matches or lighters, knives, squirt guns, or Super Soakers
- ❖ Cyber pets, video games, Gameboys, playing cards
- ❖ Shirts with worldly pictures or messages on them

Important Information




- ✓ Please label all belongings with your name.
- ✓ All spending money must be deposited in camp bank at arrival.
(Bring all spending money in small denominations!)
- ✓ All medications must be checked in with nurse on arrival.
- ✓ Campers may not have any visitors during camp week.
- ✓ **Campers may not receive or make any phone calls during camp week, except for emergencies!**


Dress Code Note:

Over the years, we've found that most of our campers adhere very well to our dress code. We've had to set these standards, not because we believe that this is the way that Christians should always dress, or because it is the way we like to dress. Some call our standards "legalistic", but that by no means reflects the reasons we require them. We adopt these standards and ask that you follow them for this one week out of the year for three reasons: (1) **Modesty**: To be above reproach, since clothing can be and is a temptation for some and a reason to judge for others; (2) **Protection**: To ensure that your campers are not placed in compromising situations with other campers; (3) **Testimony**: A Christian's appearance is always an important part of their testimony. We should not be trying to draw unhealthy attention to our body parts. Thank you in advance for your cooperation.


DRESS CODE




Dress casual. Jeans and t-shirts are great - even at evening sessions




Shorts are great too!




Girls can wear dresses or skirts if they want to. (Boys cannot.)




Please no tight shirts, sweaters, pants or shorts. That goes for girls and gross boys.



Yikes! No spaghetti straps or tank tops, bare mid-drifts or short shorts.




Please guys, no tank tops or short shorts. eww!



Rear view - no thanks! Keep your pants pulled up.



Hey girls, no short skirts or low-cut tops. Good grief!!



Yeppers! no bikinis or 2 piece swimsuits.



From Atlanta, Georgia

Drive I-75 N to Chattanooga, TN. Take exit #4 (Highway 153) for twelve miles to 27 N. Turn right onto 27 N and drive 28 miles into Dayton. At the fifth traffic light turn left onto Highway 30 W. Drive for 4.8 miles to the top of the mountain. Turn left on State Road 443 W (Ogden Road). Drive one mile to the Fort Bluff Camp entrance on the left and follow the signs to registration.

From Nashville, Tennessee

From I-40 E take the Highway 127 Exit in Crossville. Take 127 S into Pikeville. At the three way stop take Highway 30 E for twelve miles to State Road 443 W (Ogden Road). Turn right and drive one mile to the Fort Bluff Camp entrance on the left and follow the signs to registration.

From Chattanooga, Tennessee

From I-24 in Chattanooga, TN. Take exit #178 (27 North) Drive approximately 28 miles into Dayton. At the fifth traffic light turn left onto Highway 30 W. Drive for 4.8 miles to the top of the mountain. Turn left on State Road 443 W(Ogden Road). Drive one mile to the Fort Bluff Camp entrance on the left and follow the signs to registration.

From Knoxville, Tennessee

From I-40, take I-75 S to Exit #49 (Athens/Decatur). Turn right and drive for 28.5 miles into Dayton, go to the top of the mountain. Turn left onto State Road 443 W (Ogden Road). Drive one mile to the Fort Bluff Camp entrance on the left and follow the signs to registration.

Fort Bluff Camp
370 Fort Bluff Camp Road Dayton, TN
37321 423.775.0488